


CapeSym, Inc.

Radiation Detection Solutions

ScintiClear™ Plug & Play Developer Kit



6 Huron Dr. Suite 1B Natick, MA 01760 | +1 (508) 653-7100
www.capesym.com | sales@capesym.com

ScintiClear™ Developer Kit

Our developer kit is a plug-and-play high energy resolution gamma spectrometer ready to measure in less than 30 minutes after the box is opened. It consists of a high performance ScintiClear scintillation crystal coupled to a super-bialkali photomultiplier tube (PMT), plug-on digital MCA with high voltage (usbBase) and browser-based graphical user interface.

Table of contents:

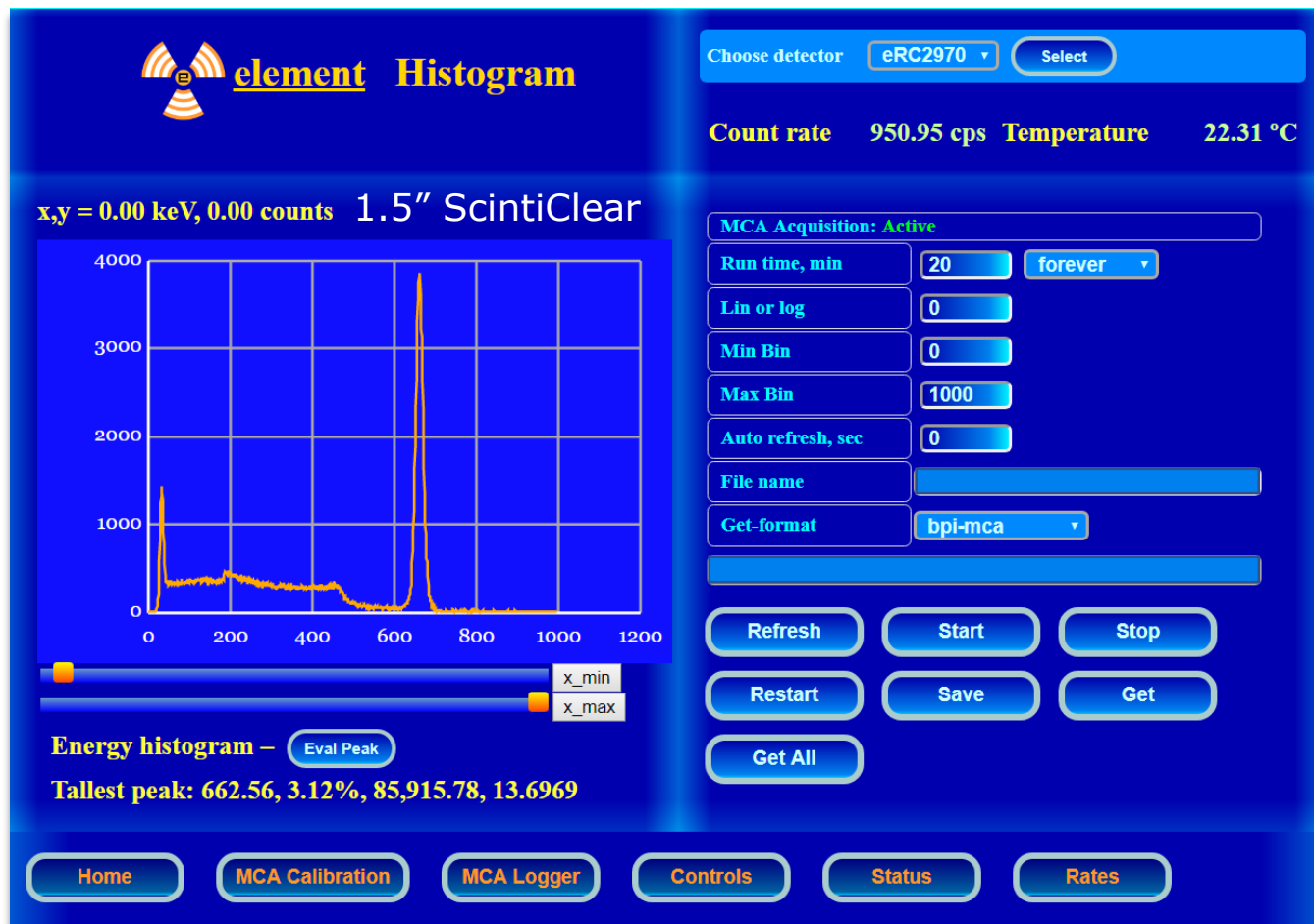

Kit description and graphical user interface.....	2
Developer kit drawing and overview.....	3
ScintiClear scintillation properties.....	4
Internal activity.....	5
Energy resolution.....	6
Performance versus count rate.....	7
Energy resolution versus temperature.....	8



CapeSym, Inc. manufactures novel scintillator crystals and other crystalline detectors at its 10,000 sq. ft. facility in Massachusetts, USA. Our products leverage decades of experience in crystal growth, materials science, chemistry, solid state physics, thermo-fluid transport, and engineering design.

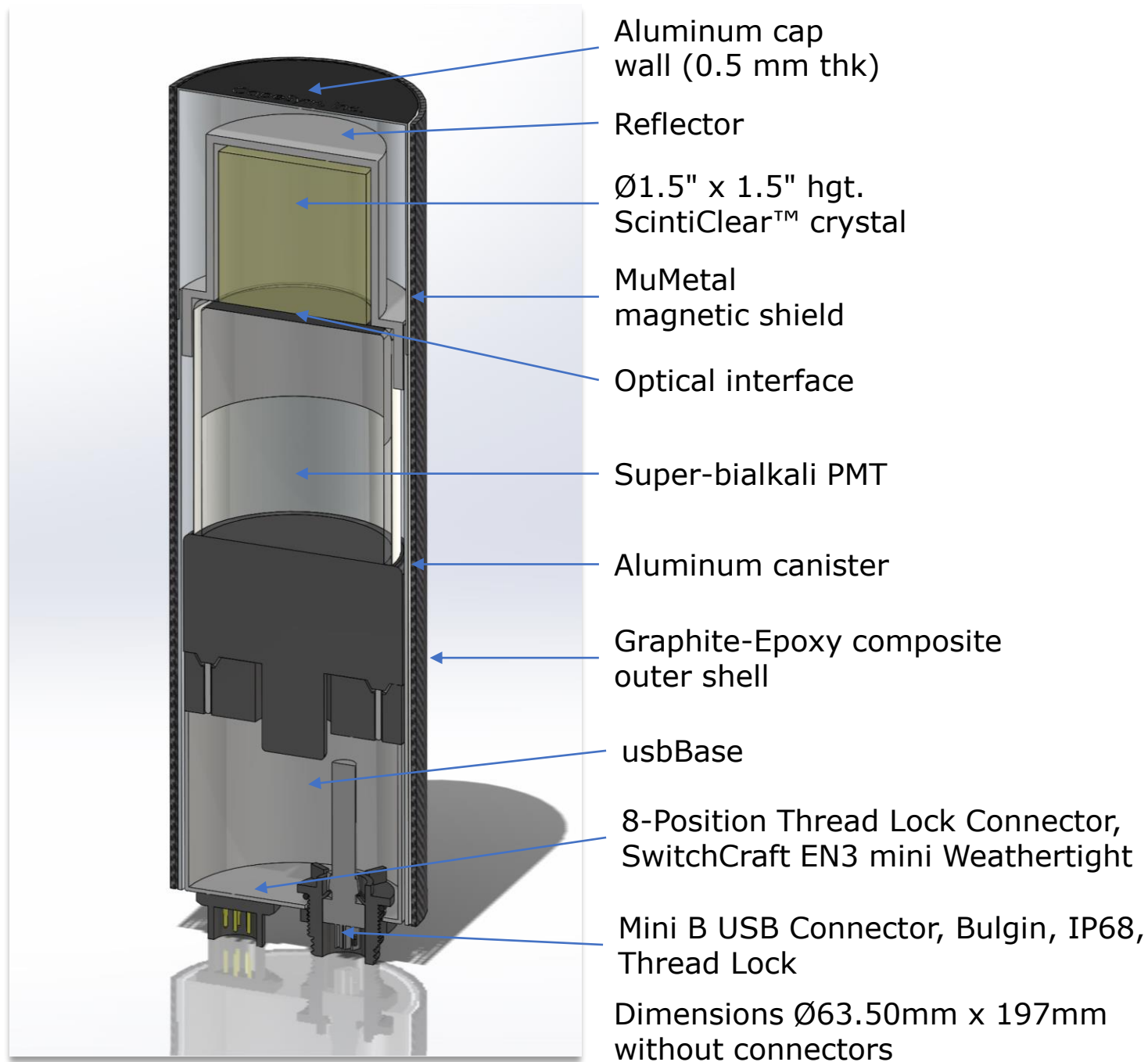
Main features of the developer kit:

- USB-powered and controlled
- Web-browser base GUI
- Open source API in Python and C++
- Energy resolution $\leq 3.3\%$ at 662keV
- Low intrinsic activity
- High stopping power
- -30°C to $+55^{\circ}\text{C}$ operation temperature
- Digital pulse-shape acquisition capabilities



For digital data acquisition and analysis, usbBase from Bridgeport Instruments is used. The usbBase consists of an eMorpho multi-channel analyzer and an integrated high voltage generator and divider to power the PMT. More information available at <http://www.bridgeportinstruments.com>

CapeSym's plug-and-play ScintiClear™ developer's kit makes high-energy resolution gamma spectroscopy easy. It consists of a ultra-high performance SrI₂(Eu) scintillation crystal coupled to a PMT, plug-on digital MCA with high voltage and browser-based GUI. It can be used as a stand alone spectrometer, or as an OEM building block.



Manufacturer reserves the right to alter specifications

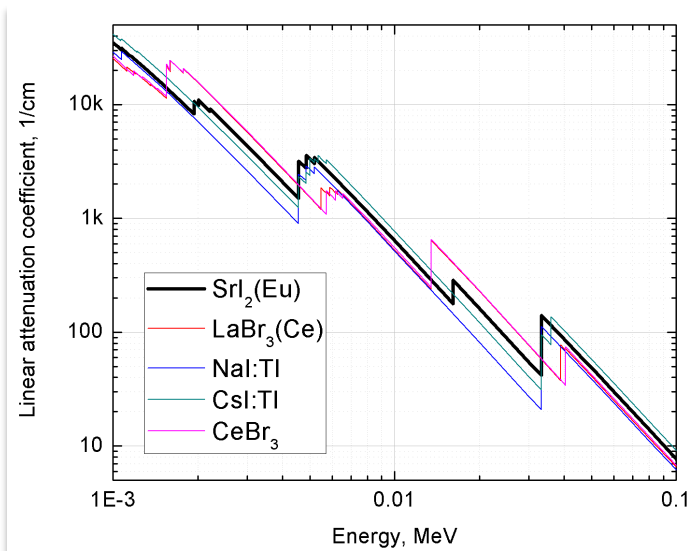
ScintiClear™ gamma detectors have a very high light output ranging from 80,000-100,000 ph/MeV and energy resolutions as good as 2.9% at 662 keV even for large size crystals.

Light Yield	80,000 ph/MeV
Energy Resolution @ 662keV	≤ 3.3%
Decay Time	1-3 μs
Emission Range	400-480 nm
Max Emission	430 nm

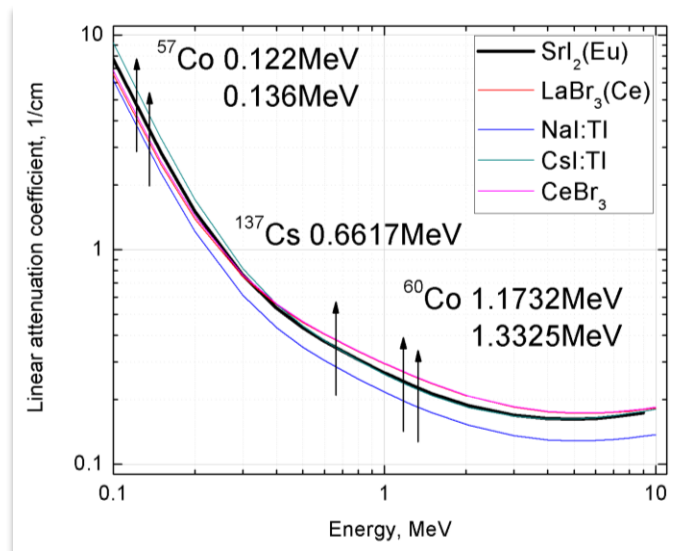
Density	4.59 g/cm ³
Z _{effective}	49
Intrinsic activity	0.03-0.05 Bq/cm ³
Moisture Sensitivity	Hygroscopic (similar to NaI(Tl))
Refractive Index	1.85

CapeSym's proprietary crystal growth process is now routinely producing crystals up to Ø2" and 4" long. The patent-pending process is based on decades of experience in crystal growth and crystal growth process simulation.

1-100 keV

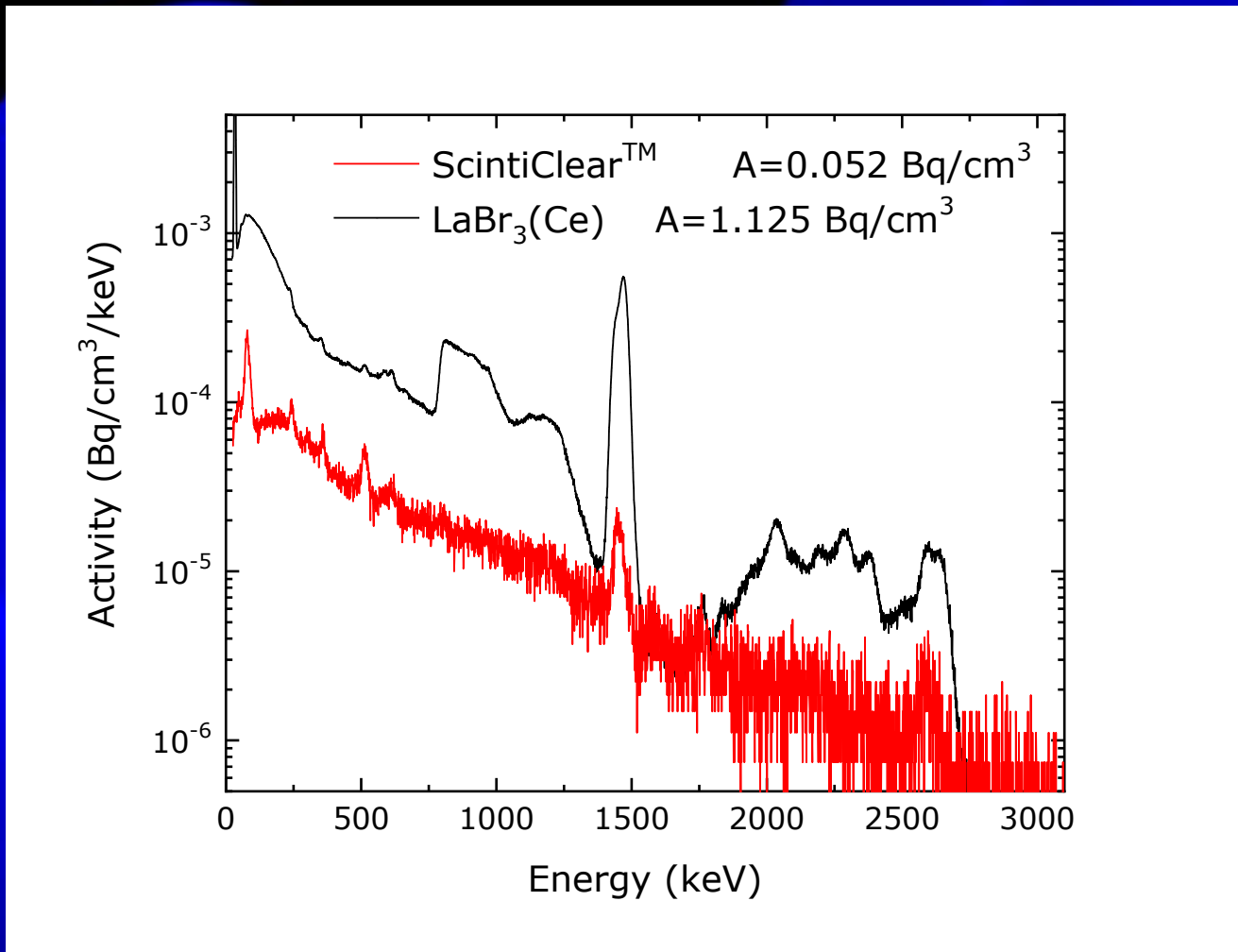


100 keV-10 MeV



SrI₂(Eu) was originally proposed as a radiation detector by R. Hofstadter (U.S. Patent No. 3,373,279) in 1968. Due to unoptimized Eu concentration and longer than NaI(Tl) decay time, it did not draw significant attention at that time. In 2008 scientists from Lawrence Livermore National Laboratory (USA) spearheaded the development of SrI₂(Eu) into a leading edge radiation detector.

Because Strontium has a naturally stable isotopic composition, ScintiClear crystals enjoy the lowest intrinsic activity among high energy resolution scintillators available on the market. When compared to $\text{LaBr}_3(\text{Ce})$, intrinsic activity of ScintiClear is up to forty times smaller[†].



The above chart shows the internal activity spectrum of a standard 1.5" ScintiClear kit in comparison with $\text{LaBr}_3(\text{Ce})$, as measured inside a Pb castle with 2 inch thick walls.

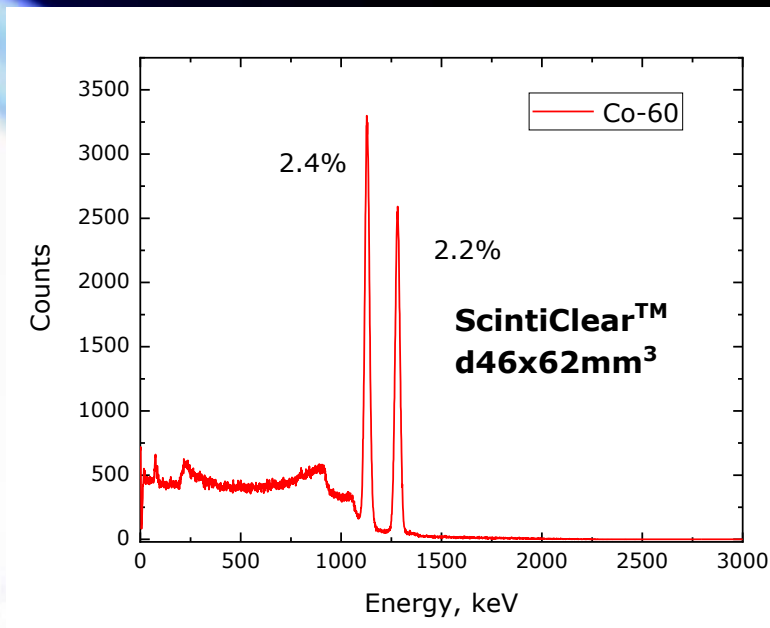
Strontium commonly occurs in nature, being the 15th most abundant element on Earth, estimated to average approximately 360 parts per million in the Earth's crust and is found chiefly as the sulfate mineral celestine (SrSO_4) and the carbonate strontianite (SrCO_3). Of the two, celestine occurs much more frequently in deposits of sufficient size for mining (from wikipedia.org). Although Strontium Iodide salt becomes corrosive when exposed to air, Strontium is fundamentally non toxic.

[†]Quarati et al. <https://cds.cern.ch/record/1537367/files/p427.pdf>

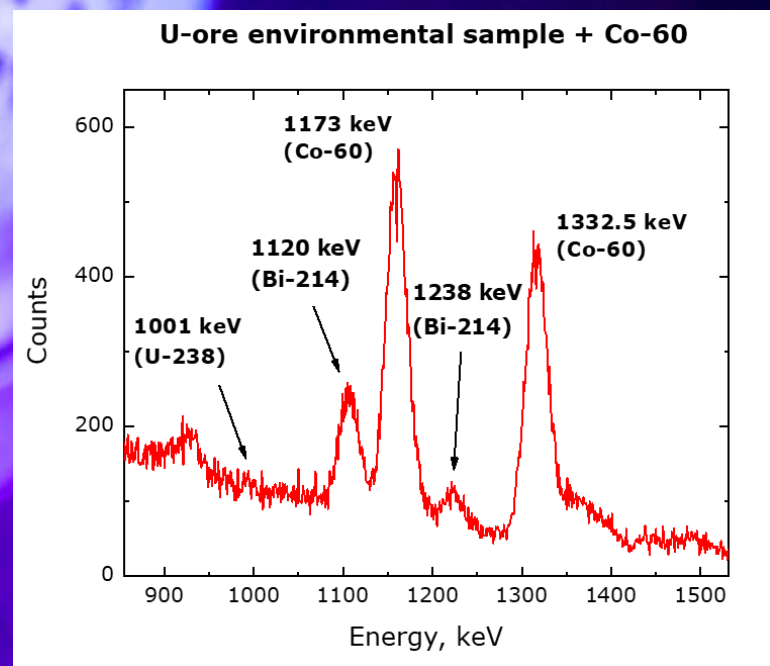
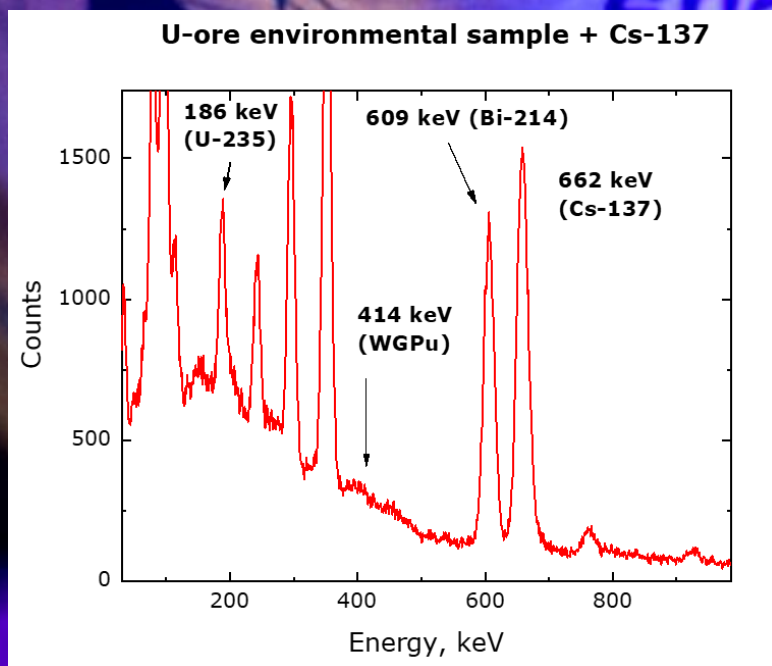
When ScintiClear™ crystals are properly encapsulated, coupled to the photodetector and light collection is optimized, the energy resolution can be as good as 2.9% at 662keV and about 2.1% at 1332keV.

Typical energy resolution for CapeSym's ScintiClear kit at 662keV:

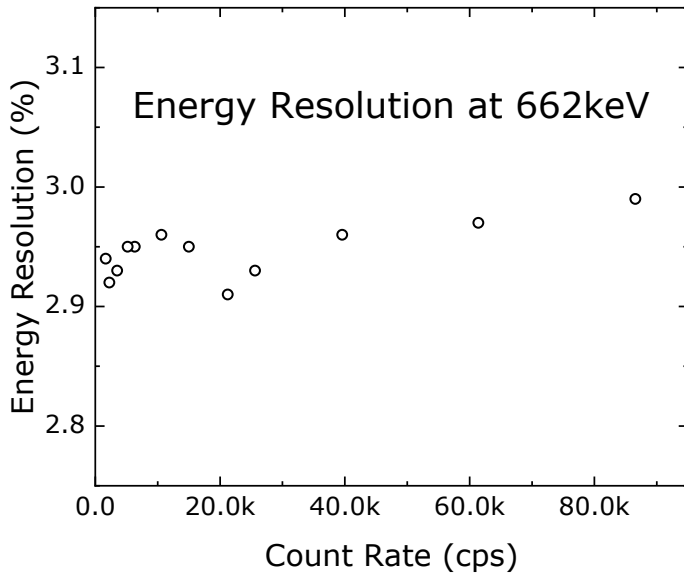
- Ø1.0" ≤ 3.1%**
- Ø1.5" ≤ 3.3%**
- Ø2.0" ≤ 3.3%**



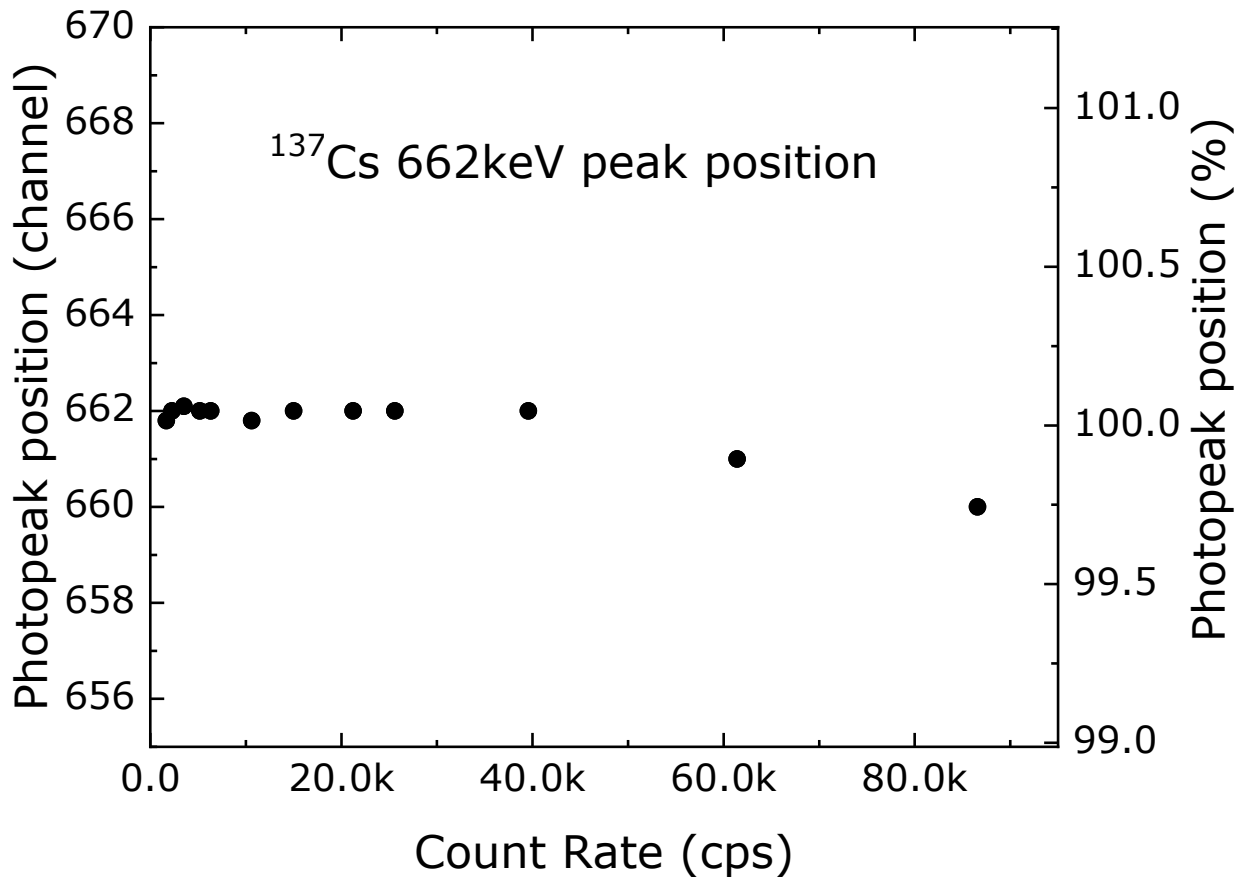
Unambiguous Identification with ScintiClear™



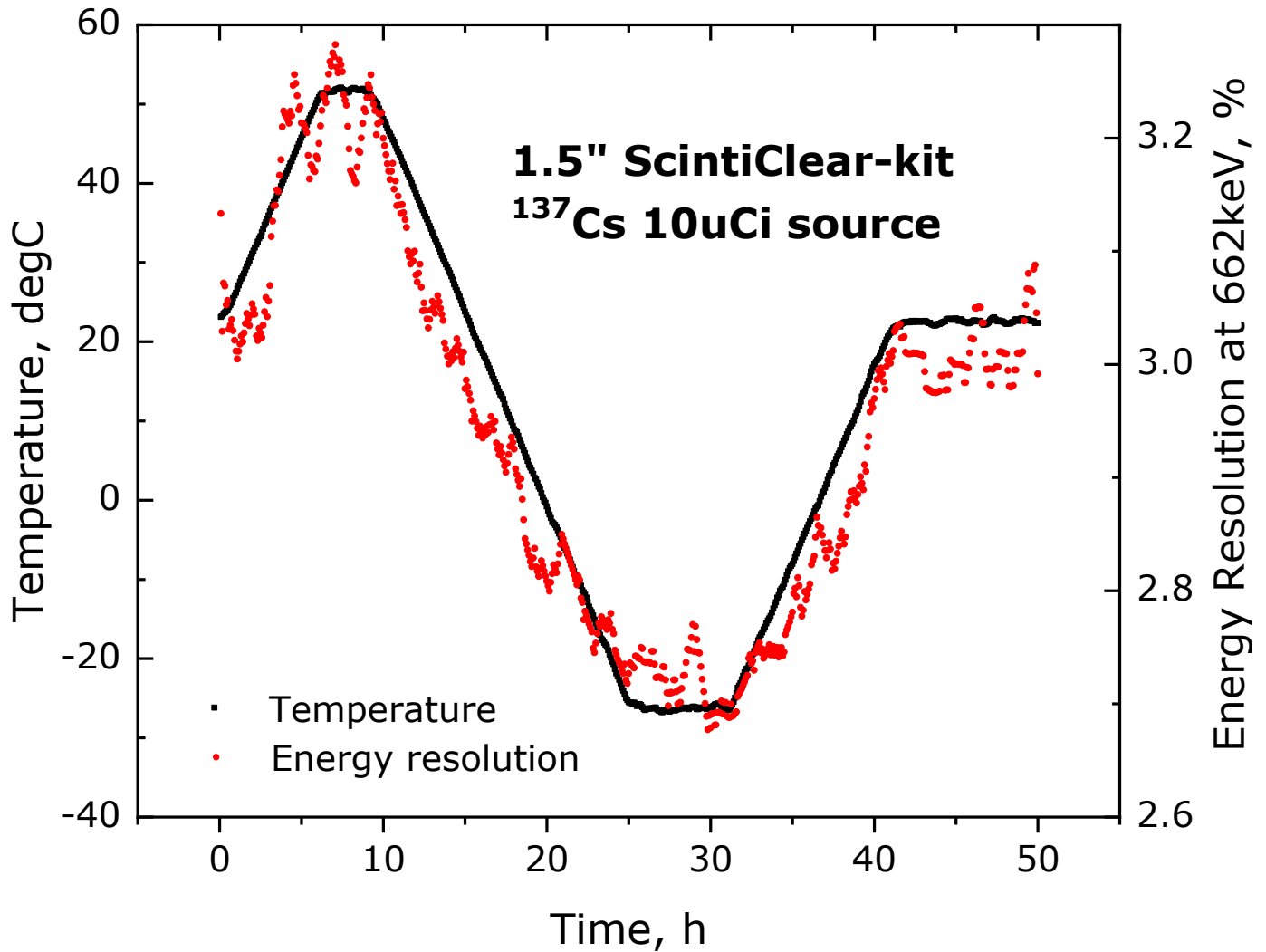
ScintiClear developer's kit is a perfect solution for high-sensitivity radiation detection up 100,000 counts per second.




Decay time of ScintiClear crystals is size and shape dependent and ranges from 1 to 5 μ s on average. Typically integration time 10 to 20 μ s is required to achieve optimum energy resolution.



Our kit is fully functional in the temperature range from -30°C to $+55^{\circ}\text{C}$ and can tolerate temperature changes and thermal shock according to ANSI 42.34. Performance of every kit delivered to the customer is measured in a broad temperature range to ensure reliability and quality of performance.



The coldest place on Earth is currently located in Antarctica, at the Russian Antarctic station Vostok. On July 21, 1983, this station recorded a temperature of -89.2°C (-128.6°F). This is the lowest naturally occurring temperature ever recorded on Earth. The standard measuring conditions for temperature are in the air, 1.5 meters above the ground, and shielded from direct sunlight. The highest reliably recorded temperature on Earth is 54.0°C (129.2°F), it was recorded both in Death Valley, California on 20 June 2013, and in Mitribah, Kuwait on 21 July 2016. (from wikipedia.org)



CapeSym, Inc.
Radiation Detection Solutions
© 2017 www.capesym.com